

MetricStream

GRC

SUMMIT **2013**

MIDDLE EAST

October 29 - 30, 2013 | Dubai, UAE

From Audit to Risk: A Business Case Study

The Challenges

- **Legacy System**
 - Confusion and rework caused by manual processes
 - Cumbersome Risk Management processes
 - Increasing complexity of information
- **Lack of real-time visibility and transparency**
 - Information overload and differing interpretations
 - Working on multiple projects across ME
 - Improper performance measures and reporting
 - Difficulty in tracking risk scores for multiple regions
- **Lack of flexibility to meet changing Business and Risk environments**

MetricStream

GRC

SUMMIT **2013**

MIDDLE EAST

October 29 - 30, 2013 | Dubai, UAE

RM Software Project Drivers/ Desired Outcomes

The proposed RM solution to be implemented across multiple regions (spanning different processes and spread across Middle-East) should support the following:

- Reduce complexity in managing risk inventory
 - Centralized risk library aggregating risks for 100+ regions
- Manage complete risk assessment lifecycle
 - Risk recording, assessment, analysis, monitoring & mitigation
- Enable ‘Weightage Risk Scoring’ approach
 - Tracking risk metrics and thresholds
 - Highlighting key regions to be focused on
- Provide real-time risk insights to executives and stakeholders
 - Dynamic dashboards & heat maps enabling informed decision making
- Ensure closed loop issue remediation
 - Easing the tracking process

MetricStream

GRC

SUMMIT **2013**

MIDDLE EAST

October 29 - 30, 2013 | Dubai, UAE

The Proposed Solution

MetricStream is implementing an integrated, cloud-based, Enterprise Risk Management solution consisting of:

- Risk Assessment and Analysis
- Risk-Control Library
- Risk Monitoring (KRIs, Heat Maps)
- Issue Management

MetricStream

GRC

SUMMIT 2013

MIDDLE EAST

October 29 - 30, 2013 | Dubai, UAE

Key Benefits

The proposed solution will provide the following benefits:

- A structured and systematic approach: to risk management process through automation
- A centralized risk repository: to unify and analyze data across regions, quickly and efficiently
- Automated workflows, alerts and notifications: streamlining the risk processes
- Robust automated risk scores: to help assess multiple regions accurately
- Real-time view of risks: through advanced risk heat maps, charts & dashboards
- Risk Intelligence: enabling decision makers to quickly determine the potential impact of risk and develop action plan
 - Capability to correlate, analyze and visualize risks
- Inbuilt issue management: ensuring closed loop issue remediation
- MetricStream cloud infrastructure ensuring easy installation

MetricStream

GRC
SUMMIT **2013**

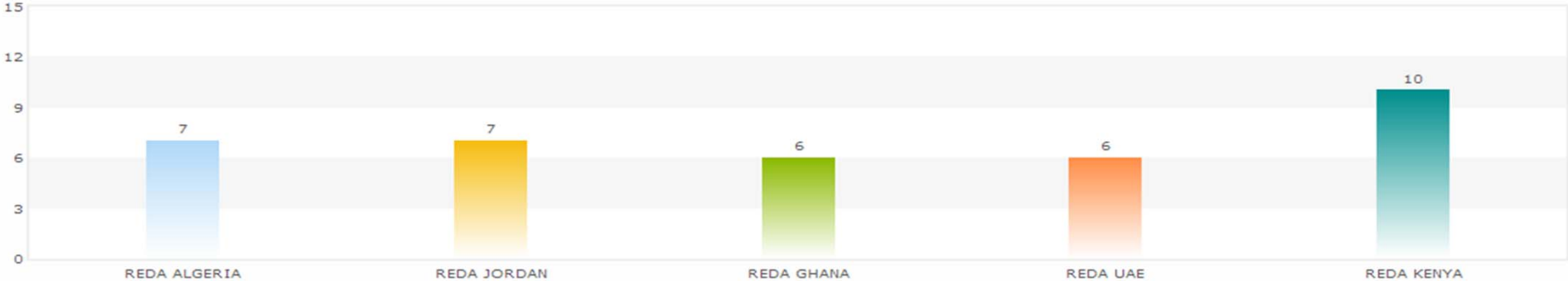
MIDDLE EAST

October 29 - 30, 2013 | Dubai, UAE

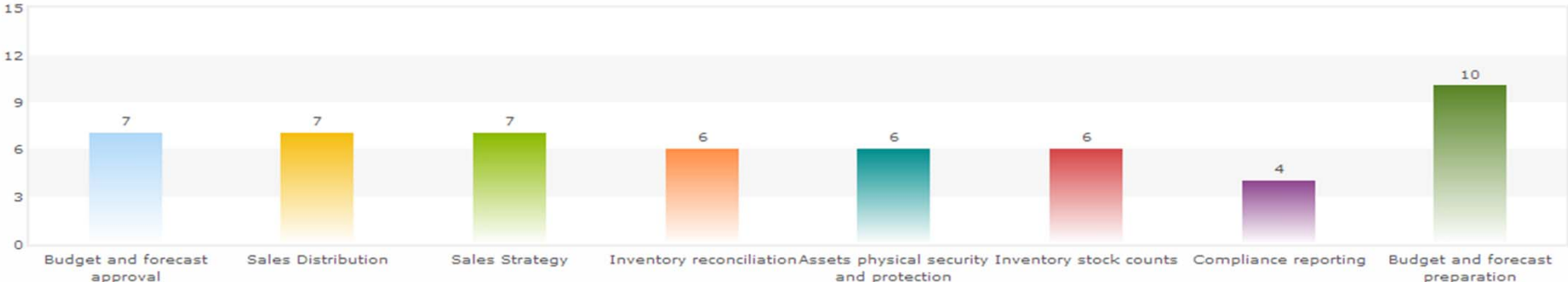
Dynamic Dashboards (Sample)

Risk Register Dashboard

Top 20 Organizations (By Residual Scores Based On Rolled Up Score)



Top 20 Entities (By Residual Scores Based On Rolled Up Score)

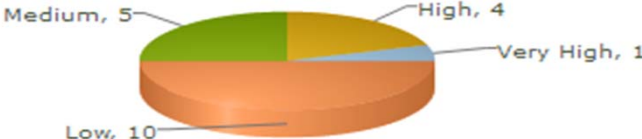


Dynamic Dashboards (Sample)

Inherent Risk Breakdown (by Risks)



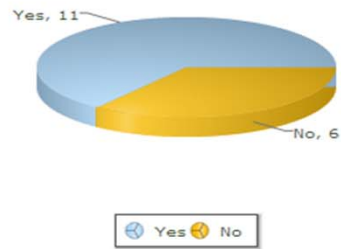
Residual Risk Breakdown (by Risks)



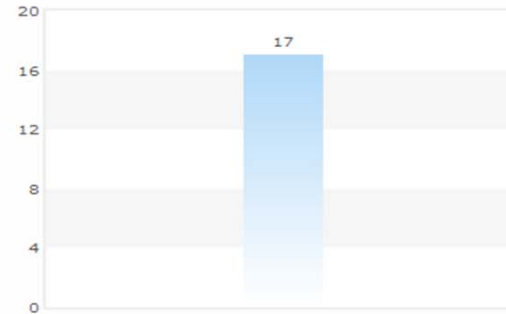
Dynamic Dashboards (Sample)

Control Assessment Dashboard

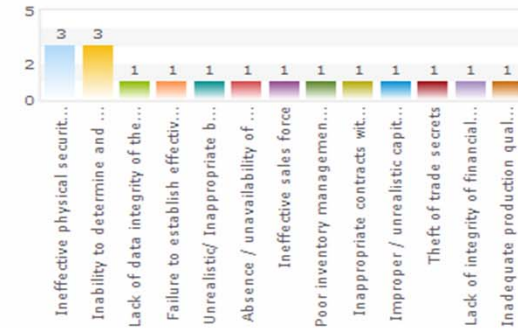
of Key and Non-Key Controls Assessed



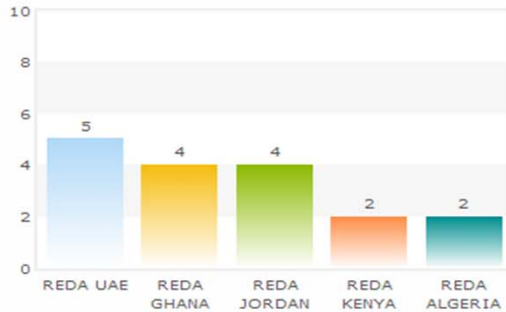
of Controls by Rating



of Controls Assessed per Risk (Top 20)



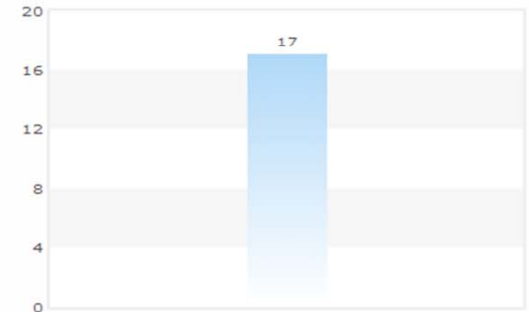
of Controls Assessed per Organization (Top 20)



of Controls Assessed per Assessed Entity (Top 20)

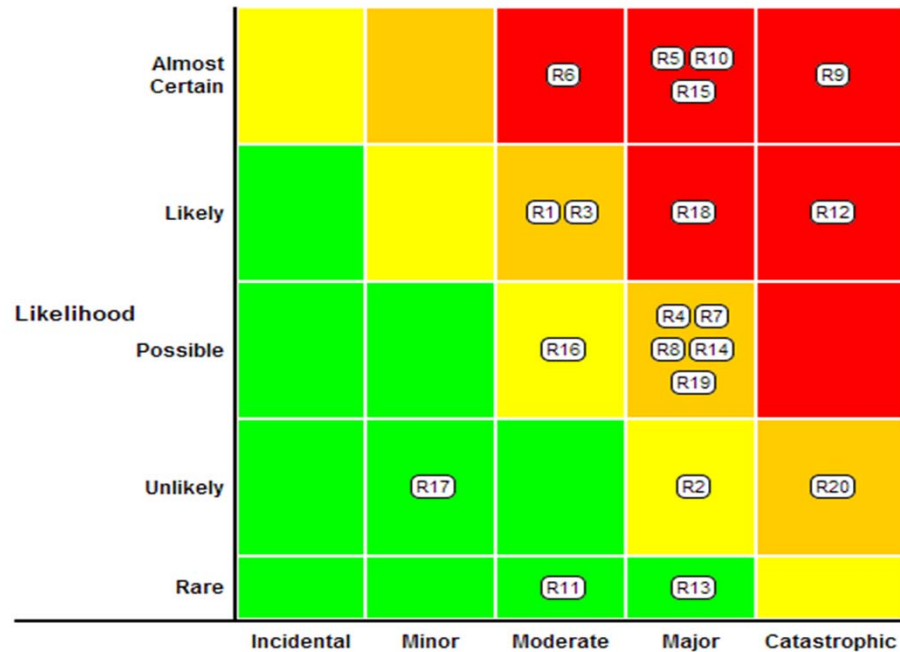


of Assessed Controls per Control Owner - (Top 20 Owners)

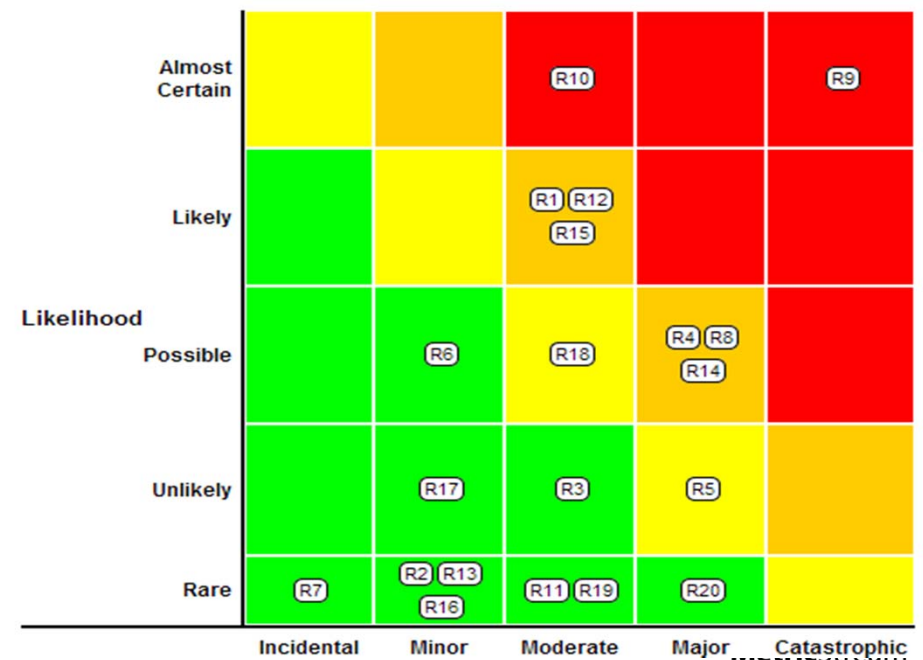


Dynamic Dashboards (Sample)

Inherent Risks (by Name)



Residual Risks (by Name)



Thank You

www.GRC-Summit.com/MEA2013

MetricStream
GRC
SUMMIT 2013
MIDDLE EAST
October 29 - 30, 2013 | Dubai, UAE